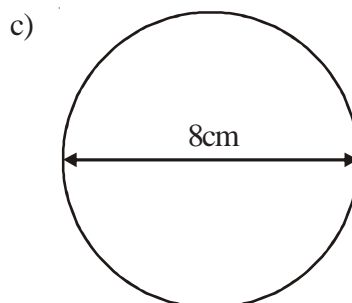
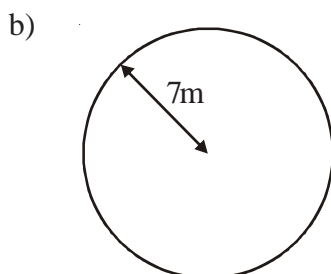
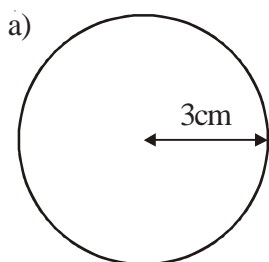
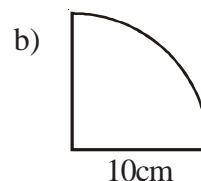
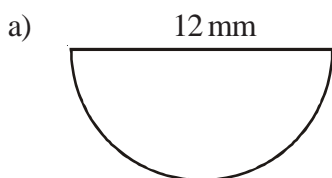




1) Find the areas of the following shapes.



2) Work out the areas of the following shapes.



3) The **radius** of the top of a circular table is 60 cm.  
The table also has a circular base with **diameter** 30 cm.

- Work out the area of the top of the table.
- Work out the area of the base of the table.



4) The diagram shows a shape, made from a semi-circle and a rectangle.  
The diameter of the semi-circle is 13 cm.  
The length of the rectangle is 17 cm.

Calculate the area of the shape.  
Give your answer correct to 3 significant figures.

