

Straight Line Graphs

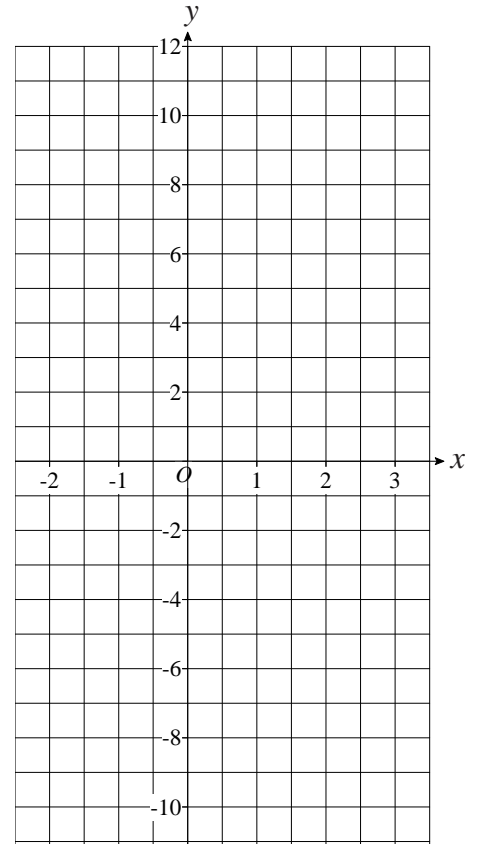
1) a) Complete the table of values for $y = 4x - 2$

x	-2	-1	0	1	2	3
y	-10		-2			10

b) On the grid, draw the graph of $y = 4x - 2$, for values of x from -2 to 3.

c) Use the graph to find the value of y when $x = 2.5$

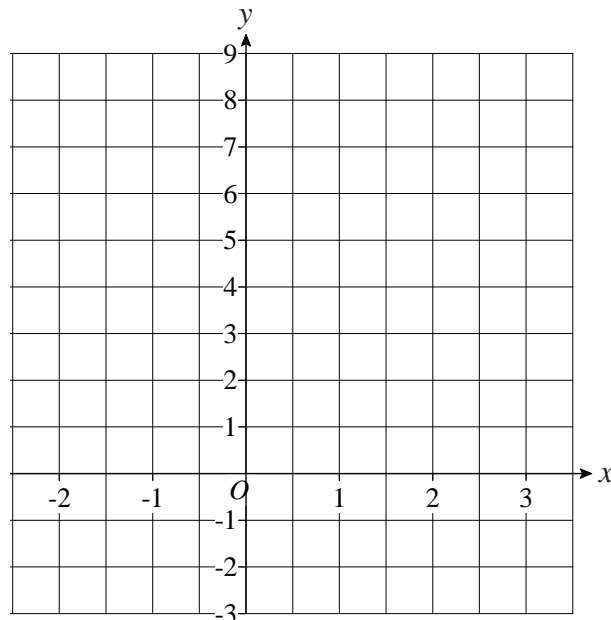
d) Use the graph to find the value of x when $y = -8$



2) a) Complete the table of values for $y = 2x + 2$

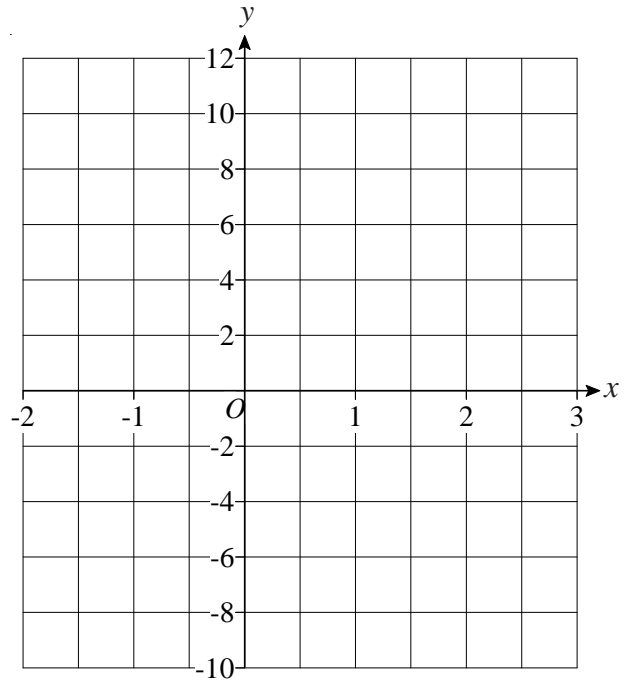
x	-2	-1	0	1	2	3
y		0	2			

b) On the grid, draw the graph of $y = 2x + 2$.



Straight Line Graphs

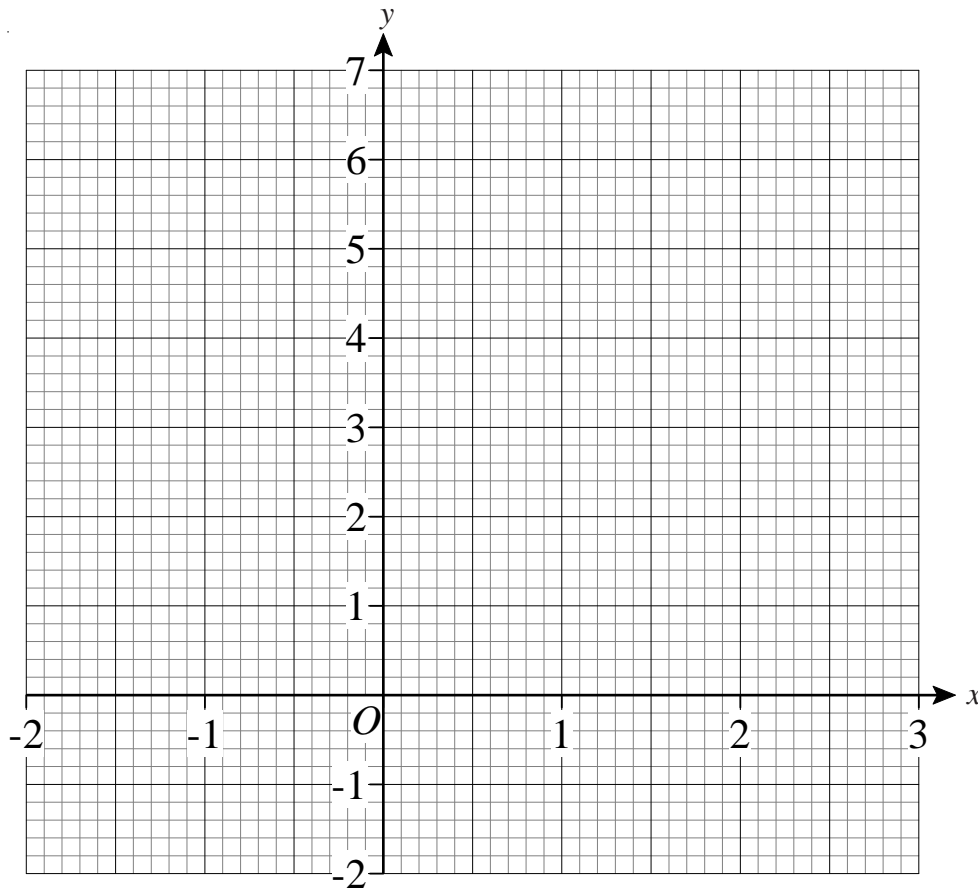
1) On the grid, draw the graph of $y = 2x - 4$



2) a) Complete the table of values for $3x + 2y = 6$

x	-2	-1	0	1	2	3
y		4.5	3			-1.5

b) On the grid, draw the graph of $3x + 2y = 6$



c) Find the gradient of the graph of $3x + 2y = 6$.

Straight Line Graphs

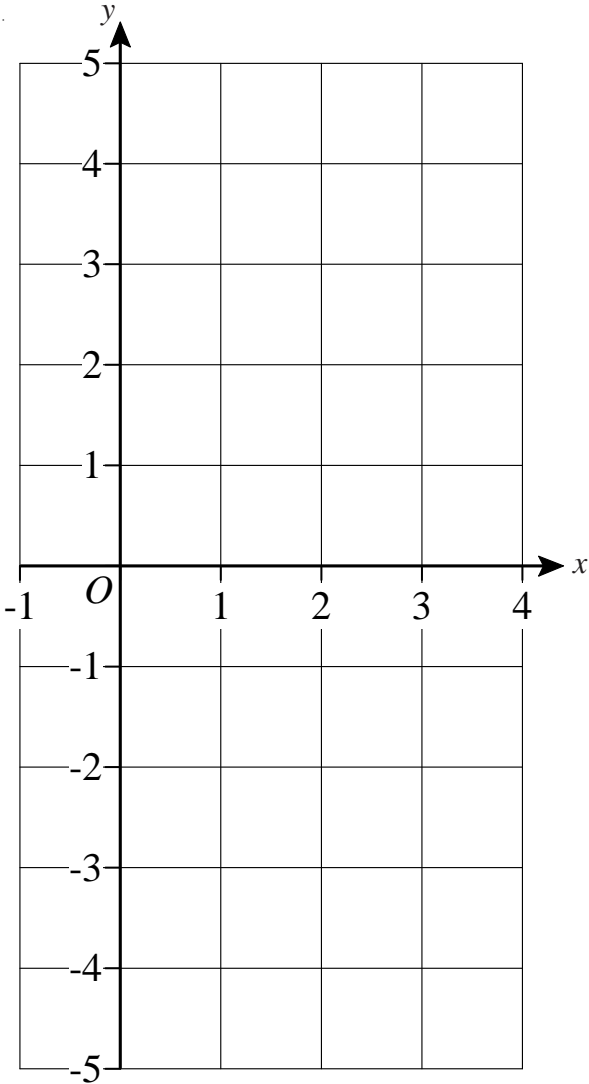
1) a) Complete the table of values for $y = 2x - 3$

x	-1	0	1	2	3	4
y				1		

b) Using the axes on the right draw the graph of $y = 2x - 3$

c) Use your graph to work out the value of y when $x = 2.5$

d) Use your graph to work out the value of x when $y = 4.5$



2) a) Complete the table of values for $y = 2 - x$

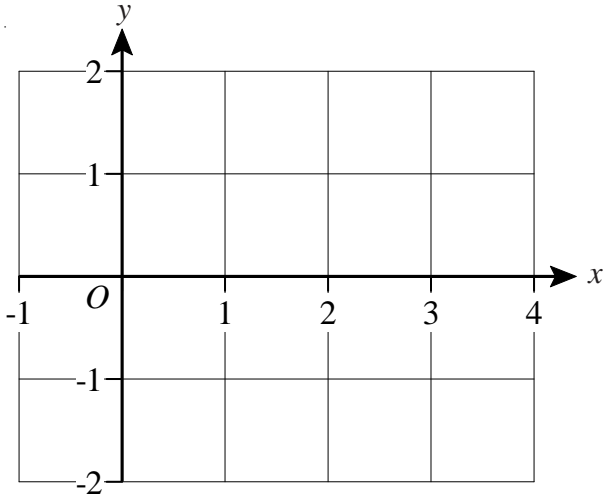
x	-1	0	1	2	3	4
y					-1	

b) Using the axes on the right, again, draw the graph of $y = 2 - x$

3) a) Complete the table of values for $y = \frac{1}{2}x - 1$

b) Draw the graph of $y = \frac{1}{2}x - 1$

x	-1	0	1	2	3	4
y				0		



c) Use your graph to find the value of y when $x = 3.5$